



Order # 3727311 - NAKS Belt Drive TK-USBI Utility Sets

Fan #8 TK-USBI-18BD-RM (396 lbs.)
Tag: 3600 2hp/3ph-208V

Belt Drive Exhaust Only Unit With 18.750" Utility Set Exhaust Fan w/
2" Grease Drain. Clockwise Rotation When Looking At Inlet.

Exhaust Motor:

Model 00218OT3E56Z-S48PP, 2.000 HP, 3 Phs, 208 V, 60Hz, 5.9
FLA, ODP (Open Drip Proof)

Exhaust Motor Pulleys:

<u>Part Type</u>	<u>Qty</u>	<u>Browning #</u>	<u>Turns Out</u>
Belt	2	BX43	
Blower Pulley	1	2BK45H	
Bushing	1	H-1 3/16	
Motor Pulley	1	2VP42 x 7/8	4.0

Exhaust Performance:

Volume: 3600 cfm
RPM: 1348
TS: 6617 ft/min
SP: 1.400" w.g.
BHP: 1.772
Discharge Velocity: 1845 FPM
Altitude: 0'
Ambient Temp: 70°F

Exhaust Installation Information:

Unit Main Input: 7.4 Amps MCA, 15 Amps MOP, 208 V, 14 AWG Wire
Min.
Exhaust Unit Voltage: 3 phs 208 V 60Hz



Construction Features

Use with General Ventilation (UL705) and for Restaurant Duty (UL762) • Vented Motor Cover and Continuously Sealed Housing for added weather protection • Scroll and Motor Compartment Connected for added Structure • Easily Accessible Clean Out Door and Motor Access from 3 Sides • Standard 2" Grease Drain • Standard Emergency Disconnect Switch • Standard Heat Slinger and Heavy Duty Pillow Block Bearings for Belt Drive option • Standard Shaft Seal for Belt Drive option • Standard Pivot Plates for easy Belt Adjustment • Double Groove Pulleys standard for 2 HP and Above Motors • Discharge Outlet Flanges Available on All Sizes • Temperature Ratings - Aluminum Wheel, 350 degrees F •

Selected Options:

- BI18 - 24" High Discharge Extension Assembly.
- BI - Discharge Orientation - Vertical Upper Left - CW Looking At Inlet.
- BI18 - 20" Flanged Grease Duct Connection.
- Grease Cup for Utility Sets. Option for Utility Sets.

EXHAUST FAN INFORMATION


FAN UNIT NO.	TAG	FAN UNIT MODEL #	CFM	ESP.	RPM	H.P.	B.H.P.	Ø	VOLT	FLA	DISCHARGE VELOCITY	WEIGHT (LBS.)	SONES
1	3600 2hp/3ph-208V	TK-USBI-18BD-RM	3600	1.400	1348	2.000	1.7720	3	208	5.9	1845 FPM	396	19.9

FAN OPTIONS

FAN UNIT NO.	TAG	OPTION (Qty. - Descr.)
1	3600 2hp/3ph-208V	1 - BI18 - 24' Discharge Extension.
		1 - BI - Discharge Orientation Vertical Upper Left - CW Inlet Side.
		1 - BI18 - Inlet Connection Standard 20' Flanged Grease Duct.
		1 - Utility Set Grease Cup

FAN ACCESSORIES

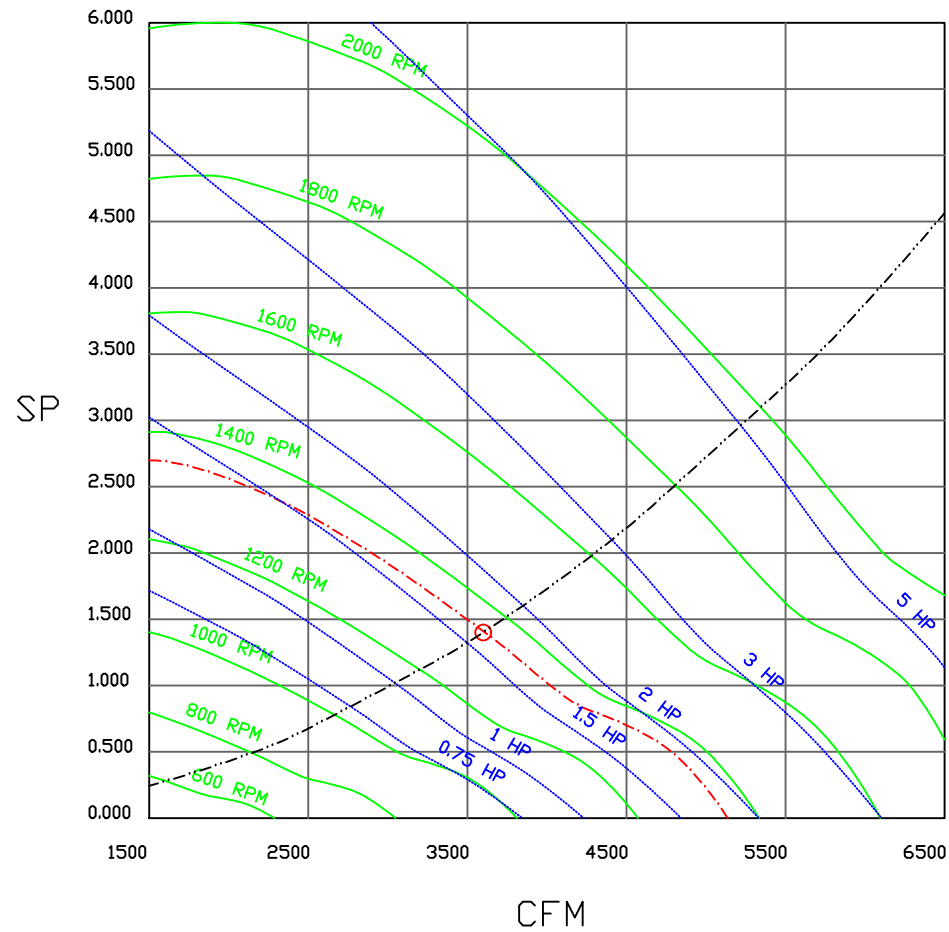
FAN UNIT NO.	TAG	EXHAUST		
		GREASE CUP	GRAVITY DAMPER	WALL MOUNT
1	3600 2hp/3ph-208V	YES		



<i>JOB</i>	
<i>LOCATION</i>	
<i>DATE</i>	<i>JOB #</i>
<i>DWG #</i>	<i>DRAWN BY</i>
<i>REV.</i>	<i>SCALE 3/8" = 1'-0"</i>

(3600 2hp/3ph-208V) - EXHAUST PERFORMANCE CURVES.

3600 CFM, 1.4 SP @ 1348 RPM and 1.772 BHP at 0 feet and 70 deg F
 * Please note that these curves were adjusted for job specific temperature and altitude.



JOB	
LOCATION	
DATE	JOB #
DWG #	DRAWN BY
REV.	SCALE 3/8" = 1'-0"

Exhaust Fan Wiring

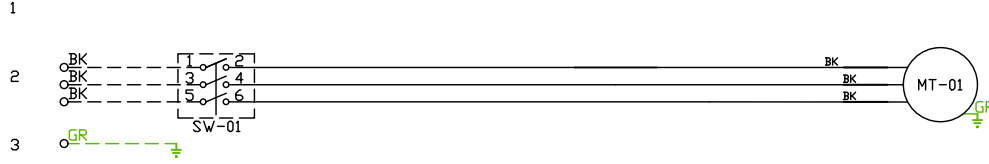
JOB *NAKS Belt Drive TK-USBI Utility Sets*

DRAWING NUMBER

SHIP DATE

MODEL **TK-USBI-18BD-RM**

Installed Options



Component Identification

Label	Description	Location
MT-01	Fan Motor	[2]
MT-02	Damper Motor	[2]
SW-01	Main disconnect switch	[2]

MOTOR INFO

EXHAUST 2HP-208V-3P-5.9FLA

ELECTRICAL INFORMATION

MOTOR/CTRL MCA: 7.4A
MOTOR/CTRL MDP: 15A

NOTES

----- DENOTES FIELD WIRING
————— DENOTES INTERNAL WIRING

WIRE COLOR

BK - BLACK	YW - YELLOW
BL - BLUE	GR - GREEN
BR - BROWN	GY - GRAY
OR - ORANGE	PR - PURPLE
RD - RED	PK - PINK
WH - WHITE	

1
2
3
4
5
6
7
8
9
10
11
12
13
14
15
16
17
18
19
20
21
22
23