



Order # 3727311 - NAKS Belt Drive TK-USBI Utility Sets

Fan #12 TK-USBI-30BD-RM (922 lbs.)

Tag: 5900 3hp/3ph-208V

Belt Drive Exhaust Only Unit With 30.875" Steel Wheel. Utility Set Exhaust Fan w/ 2" Grease Drain. Clockwise Rotation When Looking At Inlet.

Exhaust Motor:

Model 00318OT3E56Z-48PP, 3.000 HP, 3 Phs, 208 V, 60Hz, 8.7 FLA, ODP, Premium (E-Plus3) Eff.

Exhaust Performance:

Volume: 5900 cfm

RPM: 797

TS: 6442 ft/min

SP: 1.500" w.g.

BHP: 2.853

Discharge Velocity: 1379 FPM

Altitude: 0'

Ambient Temp: 70°F

Exhaust Installation Information:

Unit Main Input: 10.9 Amps MCA, 15 Amps MOP, 208 V, 14 AWG

Wire Min.

Exhaust Unit Voltage: 3 phs 208 V 60Hz



Construction Features

Use with General Ventilation (UL705) and for Restaurant Duty (UL762) • Vented Motor Cover and Continuously Sealed Housing for added weather protection • Scroll and Motor Compartment Connected for added Structure • Easily Accessible Clean Out Door and Motor Access from 3 Sides • Standard 2" Grease Drain • Standard Emergency Disconnect Switch • Standard Heat Slinger and Heavy Duty Pillow Block Bearings for Belt Drive option • Standard Shaft Seal for Belt Drive option • Standard Pivot Plates for easy Belt Adjustment • Double Groove Pulleys standard for 2 HP and Above Motors • Discharge Outlet Flanges Available on All Sizes • Temperature Ratings - Aluminum Wheel, 350 degrees F •

Selected Options:

- BI30 - 24" High Discharge Extension Assembly.
- BI - Discharge Orientation - Vertical Upper Left - CW Looking At Inlet.
- BI30 - 24" Flanged Grease Duct Connection.
- Grease Cup for Utility Sets. Option for Utility Sets.

EXHAUST FAN INFORMATION

FAN UNIT NO.	TAG	FAN UNIT MODEL #	CFM	ESP.	RPM	H.P.	B.H.P.	Ø	VOLT	FLA	DISCHARGE VELOCITY	WEIGHT (LBS.)	SONES
1	5900 3hp/3ph-208V	TK-USBI-30BD-RM	5900	1.500	797	3.000	2.8530	3	208	8.7	1379 FPM	922	22

FAN OPTIONS

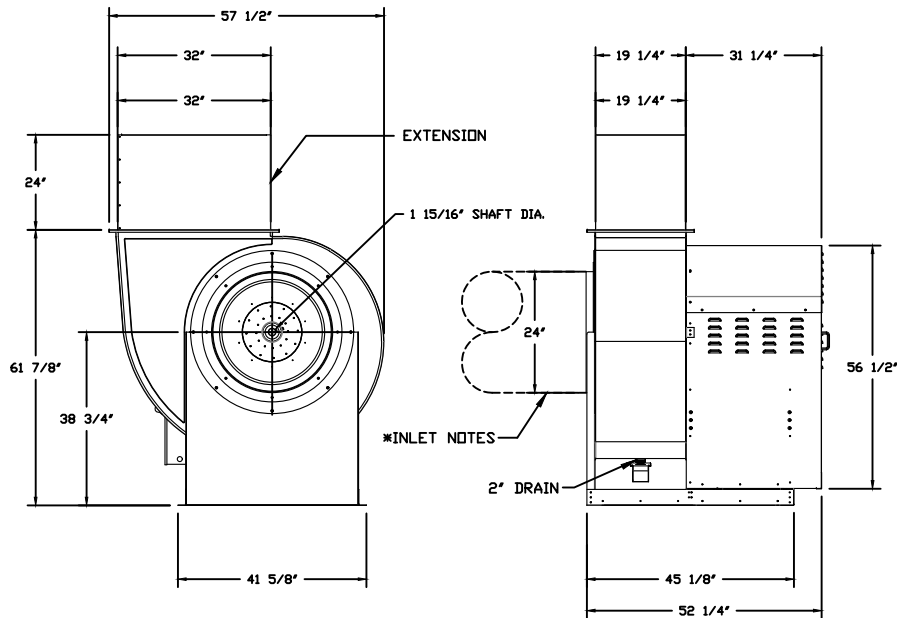
FAN UNIT NO.	TAG	OPTION (Qty. - Descr.)
1	5900 3hp/3ph-208V	1 - BI30 - 24' Discharge Extension.
		1 - BI - Discharge Orientation Vertical Upper Left - CW Inlet Side.
		1 - BI30 - Inlet Connection Standard 24' Flanged Grease Duct.
		1 - Utility Set Grease Cup

FAN ACCESSORIES

FAN UNIT NO.	TAG	EXHAUST		
		GREASE CUP	GRAVITY DAMPER	WALL MOUNT
1	5900 3hp/3ph-208V	YES		

		<i>JOB</i>	
		<i>LOCATION</i>	
		<i>DATE</i>	<i>JOB #</i>
		<i>DWG #</i>	<i>DRAWN BY</i>
		<i>REV.</i>	<i>SCALE 3/8" = 1'-0"</i>

(5900 3HP/3PH-208V) - TK-USBI-30BD-RM-S - EXHAUST FAN



FEATURES:

- ROOF MOUNTED FANS
- UL705
- UL762 AND ULC-S645 (RESTAURANT MODEL)
- HIGH HEAT OPERATION DIRECT DRIVE 350°F (176°C)
- HIGH HEAT OPERATION BELT DRIVE 350°F (176°C)
- HEAT SLINGER
- WEATHERPROOF DISCONNECT
- GREASE CLASSIFICATION TESTING
- 2" DRAIN
- MOTOR WEATHER COVER
- FULLY SEALED SCROLL HOUSING
- SCROLL ACCESS DOOR
- FLANGE 1 1/4" - 11 THRU 20.
- FLANGE 2" - 24 THRU 36.

OPTIONS

- BI30 - 24" DISCHARGE EXTENSION.
- BI - DISCHARGE ORIENTATION VERTICAL UPPER LEFT - CW INLET SIDE.
- BI30 - INLET CONNECTION STANDARD 24" FLANGED GREASE DUCT.
- UTILITY SET GREASE CUP.

NORMAL TEMPERATURE TEST BELT DRIVE
 EXHAUST FAN MUST OPERATE CONTINUOUSLY WHILE EXHAUSTING AIR AT 350°F (176°C) UNTIL ALL FAN PARTS HAVE REACHED THERMAL EQUILIBRIUM, AND WITHOUT ANY DETERIORATING EFFECTS TO THE FAN WHICH WOULD CAUSE UNSAFE OPERATION.

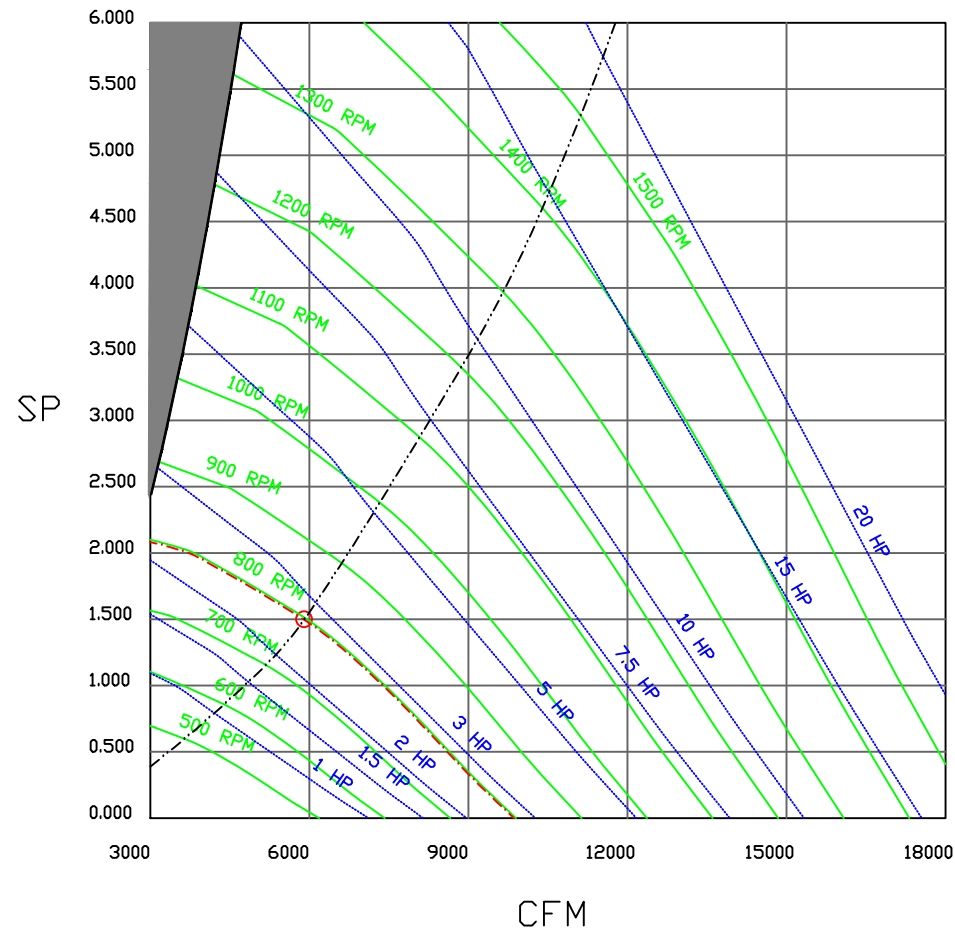
*** INLET NOTES:**
 LENGTH OF THE STRAIGHT DUCT ON THE INLET TO BE 3 TIMES THE EQUIVALENT DUCT DIAMETER BEFORE CONNECTING TO ANY FITTINGS SUCH AS ELBOWS TO AVOID SYSTEM EFFECT.

	NORTH AMERICAN KITCHEN SOLUTIONS INCORPORATED	JOB	
		LOCATION	
		DATE	JOB #
		DWG #	DRAWN BY
		REV.	SCALE 3/8" = 1'-0"

(5900 3hp/3ph-208V) - EXHAUST PERFORMANCE CURVES.

5900 CFM, 1.5 SP @ 797 RPM and 2.853 BHP at 0 feet and 70 deg F

* Please note that these curves were adjusted for Job specific temperature and altitude.



JOB	
LOCATION	
DATE	JOB #
DWG #	DRAWN BY
REV.	SCALE 3/8" = 1'-0"

Exhaust Fan Wiring

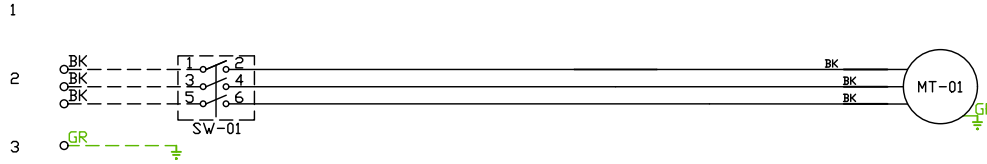
JOB *NAKS Belt Drive TK-USBI Utility Sets*

DRAWING NUMBER

SHIP DATE

MODEL **TK-USBI-30BD-RM**

Installed Options



Component Identification

Label	Description	Location
MT-01	Fan Motor	[2]
MT-02	Damper Motor	[2]
SW-01	Main disconnect switch	[2]

MOTOR INFO

EXHAUST 3HP-208V-3P-8.7FLA

ELECTRICAL INFORMATION

MOTOR/CTRL MCA: 10.9A
MOTOR/CTRL MDP: 15A

NOTES

----- DENOTES FIELD WIRING
————— DENOTES INTERNAL WIRING

WIRE COLOR

BK - BLACK	YW - YELLOW
BL - BLUE	GR - GREEN
BR - BROWN	GY - GRAY
OR - ORANGE	PR - PURPLE
RD - RED	PK - PINK
WH - WHITE	