

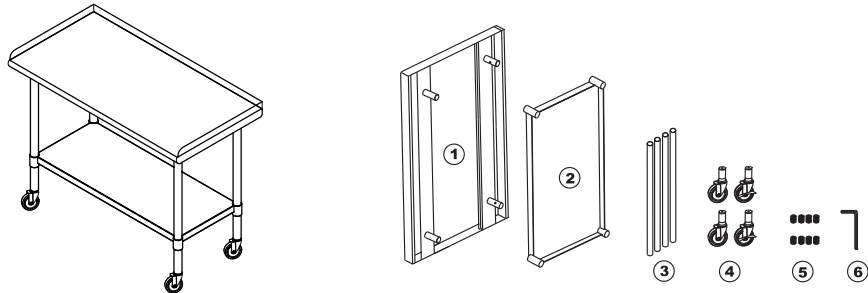
## Equipment Stand

Installation And Assembly Instructions

For Models#: NESG – 2427-418 / NESG – 3627-418 /  
NESG – 4827-418

sales@naksinc.com

### ASSEMBLY INSTRUCTIONS



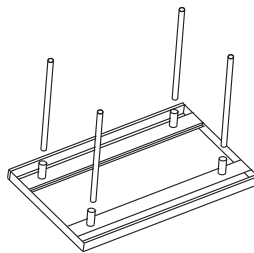
Contents in the carton

Item	Description	Qty.
1	Top Shelf	1
2	Lower Shelf	1
3	Legs	4
4	Casters	4
5	Allen Screws	17 (1 spare)
6	Allen Key	1

**Unpack and check to make sure all contents are complete.  
Please follow the steps and instructions below.**

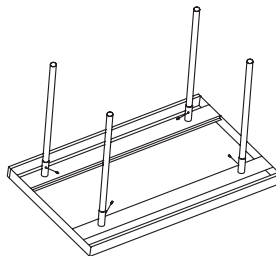
#### STEP 1

Turn the top shelf upside down onto the floor.  
Place the carton top underneath for padding to avoid scratching.



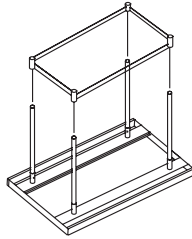
#### STEP 2- FOUR LEGS ASSEMBLY

Insert four legs into the leg sockets , then partially fasten the allen screws.



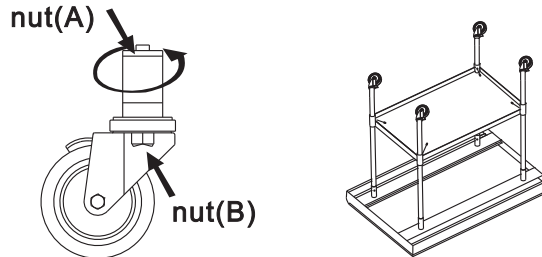
### STEP 3 - LOWER SHELF ASSEMBLY

Slide the lower shelf into four legs to desired height, then tighten all allen screws to secure the lower shelf in place.



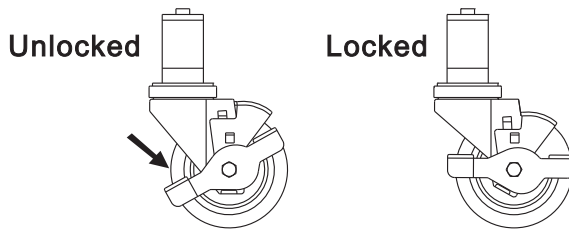
### STEP 4- CASTER ASSEMBLY

Loosen nut(A) above the rubber sleeve counterclockwise until the stem can just barely be inserted onto the leg. Once inserted, then tighten nut(B) underneath clockwise until the caster is firmly secured inside the leg.



### STEP 5

Turn over the assembled equipment stand, your equipment stand is now ready to use.



### STEP 6- USE THE CASTER BRAKES

Push down the brake if you want to lock the caster, lift it up if you want it unlocked.

#### WARNING

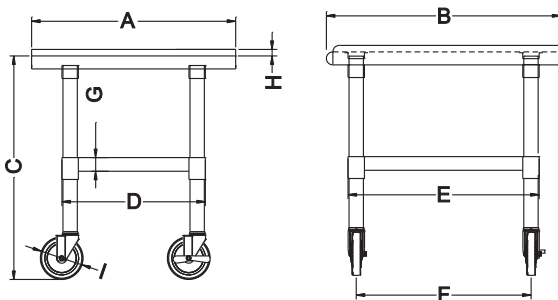
1. Do not use the equipment stand if any screws are missing
2. Level or adjust the stand when there is no equipment or items on the top and under shelf.
3. Mobile stands must be used with a restraining device.

#### CLEANING

1. To maintain the appearance and increase the service life, clean your equipment daily.
2. Using a damp cloth, sponge dipped in soapy water to clean the outside of the equipment stand.



#### DIMENSION



	Description	NESG-2427-418	NESG-3627-418	NESG-4827-418
A	Top shelf length	23.5"	35.5"	47.5"
B	Top shelf width	27.0"	27.0"	27.0"
C	Height	25.8"	25.8"	25.8"
D	Lower shelf length	16.5"	28.5"	40.5"
E	Lower shelf width	22.0"	22.0"	22.0"
F	Central moment	20.2"	20.2"	20.2"
G	Lower shelf thickness	1.6"	1.6"	1.6"
H	Edge height	0.8"	0.8"	0.8"
I	Caster diameter size	5"	5"	5"